
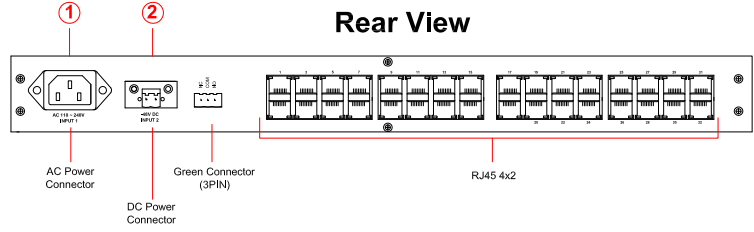
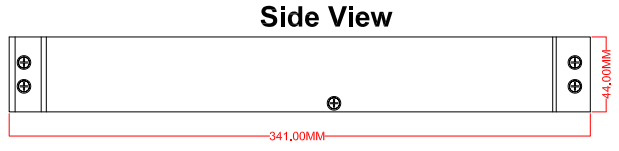
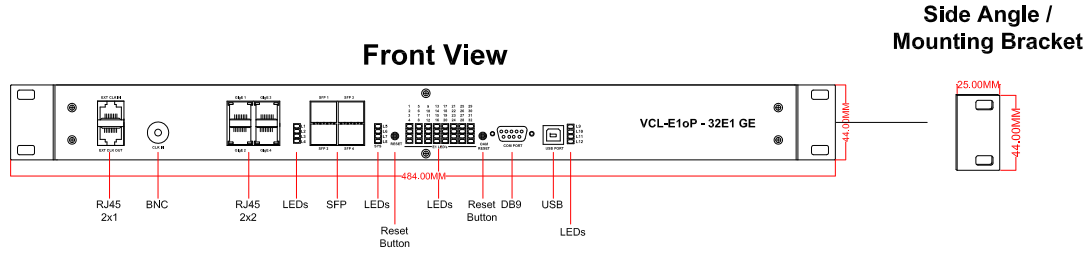


APPR. CHECK DATE REVISION
 The Drawing and any information or descriptive matter set out hereon are the confidential property of Valiant Communications and must not be disclosed, loaned, copied or used for manufacturing, tending or any other purpose without their written permission.

Mechanical Drawing of VCL-E1oP - 32E1 GE Version



S.N	Connector	Definition and Part No.
1		3 Pin Male Power AC Connector ICE 60320 C14
2		2 Pin Male Terminal

VCL-E1oP 32E1 GE	
Mechanical Specifications	
Width	484 MM
Height	44.0 MM
Depth	341.0 MM
Weight	2.7 Kgs

Front Clearance	: 35.0 MM
Rear Clearance	: 100.0 MM
Top Clearance	: 15.0 MM (1T)
Bottom Clearance	: 15.0 MM (1T)

Title: Mechanical Drawing of VCL-E1oP 32E1 GE



Drawing No:
EMD-E1oP/32E1/GE/001

Date	Rev	Sheet	01
July 13, 2020	01	Next Sheet	00